



**REPORT
OF
THE SUPERVISOR OF
POLITICAL FINANCING
UNDER
THE POLITICAL PROCESS
FINANCING ACT**

2001 Financial Activity

**RAPPORT
DU
CONTROLEUR DU
FINANCEMENT POLITIQUE
EN VERTU DE
LA LOI SUR LE FINANCEMENT
DE L'ACTIVITE POLITIQUE**

Activité financière 2001

**Office of the Supervisor
of Political Financing**
#640, Kings Place, 6th Floor, King Tower
P.O. Box 6000, Fredericton, NB E3B 5H1
Tel: 506-453-2224 Fax: 506-453-3868



**Bureau du Contrôleur
du financement politique**
#640, Place Kings, 6^e étage, Tour King
C.P. 6000, Fredericton (NB) E3B 5H1
Tél: 506-453-2224 Téléc: 506-453-3868

November 2002

novembre 2002

The Honourable Bev Harrison
Speaker of the Legislative Assembly
Province of New Brunswick
Fredericton, NB

l'honorable Bev Harrison
Président de l'Assemblée législative
Province du Nouveau-Brunswick
Fredericton, NB

Dear Mr. Speaker:

Monsieur le Président,

I have the honour to submit the
Annual Report of the Supervisor of
Political Financing reporting on the
2001 financial activity.


J'ai l'honneur de vous présenter le
Rapport du Contrôleur du
financement politique qui fait rapport
de l'activité financière de 2001.

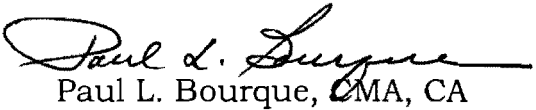
This report is submitted pursuant to
Section 13 of the *Political Process
Financing Act*.

Ce rapport est présenté en vertu de
l'Article 13 de la *Loi sur le financement
de l'activité politique*.

Respectfully,

Respectueusement,


Paul L. Bourque, CMA, CA
Supervisor of Political Financing


Paul L. Bourque, CMA, CA
Contrôleur du financement politique

INDEX

	Page	
REPORT	4	RAPPORT
SCHEDULE 1	6	ANNEXE 1
Summary of Statements of Changes in Financial Position		Sommaire des Relevés des changements d'état financier
SCHEDULE 2		ANNEXE 2
Statement of Changes in Financial Position		Relevé des changements d'état financier
2A - Progressive Conservative	8	2A - Progressiste-conservateur
2B - Liberal	10	2B - Libéral
2C - New Democrats	12	2C - Néo-démocrate
2D - COR	14	2D - COR
SCHEDULE 3	16	ANNEXE 3
Summary of Contributions		Sommaire des contributions
SCHEDULE 4	17	ANNEXE 4
Payments to Registered Political Parties and Candidates		Versements aux partis politiques enregistrés et candidats
SCHEDULE 5	17	ANNEXE 5
Summary of Previously Held Funds		Sommaire de fonds et actifs antérieurs
SCHEDULE 6	18	ANNEXE 6
Summary of Election Expenditures in By-Elections, Candidates and Parties		Sommaire de Dépenses électorales dans les élections partielles, candidats et partis
TRIBUTE	20	HOMMAGE

REPORT

This report is presented pursuant to Section 13 of the *Political Process Financing Act*, S.N.B. 1978 C.P-9.3, and covers my review of the financial activity during the period of January 01 to December 31, 2001.

I am responsible for administration of the Act and for monitoring compliance with its provisions.

The *Political Process Financing Act*:

- Defines who may contribute to political parties and places limits on such contributions;
- Limits the amount which may be spent to contest elections;
- Provides for payment of an annual allowance to qualifying political parties from the public treasury;
- Provides a reimbursement of a portion of the election expenses incurred by qualifying candidates;
- Requires public disclosure of the identity of contributors (except for smaller contributions; i.e., \$100 or less, from individuals) and other sources of funds made available to registered political parties, registered district associations and registered independent candidates and of the uses of those funds.

The Act requires each registered political party to file a semi-annual financial return disclosing the sources of contributions, other sources of funds and details as to how those funds were used.

Each registered district association is required to file a similar return, on an annual basis.

The review of the financial returns frequently necessitated follow-up to obtain additional information, clarifications and explanations.

Schedules 1 to 5 appended to this report provide detailed information extracted from the 2001 Financial Returns.

RAPPORT

Ce rapport, présenté en vertu de l'article 13 de la *Loi sur le financement de l'activité politique*, L.N.-B., 1978, c.P-9.3, est pour mon examen de l'activité financière durant la période du 1er janvier au 31 décembre 2001.

Je suis responsable de l'administration de la Loi, et de voir à la conformité et l'observation de la Loi.

La *Loi sur le financement de l'activité politique*,

- Définit qui peut faire des contributions aux partis politiques et limite ces contributions.
- Limite le montant dépensé pour contester les élections;
- Prévoit le versement du trésor public aux partis politiques qui ont droit à une allocation annuelle;
- Prévoit un remboursement d'une partie des dépenses électorales d'un candidat qui en a droit;
- Prescrit le dévoilement de l'identité des donateurs (excepté les contributions de 100\$ ou moins des particuliers) et autre provenance de fonds par les partis politiques enregistrés, les associations de circonscription enregistrées et les candidats indépendants enregistrés, et l'utilisation de ces fonds.

La Loi exige chaque parti politique enregistré de soumettre semestriellement un rapport financier dévoilant les contributions, les autres revenus et le détail de l'utilisation des fonds en question.

Chaque association de circonscription est tenue de déposer annuellement un rapport similaire.

La révision des rapports financiers a souvent nécessité un suivi pour obtenir d'autres renseignements, des clarifications ou des précisions additionnelles.

Les annexes 1 à 5 de ce Rapport donnent des informations tirées des rapports financiers de 2001.


Schedule 6 provides details of the amounts spent in contesting the by-elections held during the review period.

The financial and by-election returns are on file at my office located at #640, King Tower, Kings Place, Fredericton, NB and are available for public examination during business hours.

The members of the Advisory Committee on the financing of the political process during the year 2001 were: Pierre Dubé and Lorne McGuigan representing the Progressive Conservative Party; Roly MacIntyre and Bruno Roy representing the Liberal Party; Bruce Logan and Gary Waite representing the New Democratic Party; Annise Hollies, Chief Electoral Officer, and Samuel E. Field, Supervisor of Political Financing.

I acknowledge the cooperation and assistance received from the members of the Advisory Committee, and by the representatives of all parties, candidates and district associations.

Respectfully submitted,


Paul L. Bourque, CMA, CA
Supervisor of Political Financing


L'annexe 6 donne le détail des montants dépensés dans les élections partielles ayant lieu durant la période d'examen.

Les rapports financiers sont conservés à mon bureau au #640, Tour King, Place Kings, Fredericton, NB et le public peut les consulter durant les heures de bureau.

Les membres du Comité consultatif sur le financement de l'activité politique durant l'année 2001 étaient: MM Pierre Dubé et Lorne McGuigan représentant le Parti Progressiste-conservateur., MM Roly MacIntyre et Bruno Roy représentant le Parti libéral, MM Bruce Logan et Gary Waite représentant le Nouveau Part Démocratique, Mme Annise Hollies, la Directrice des élections et M. Samuel E. Field, le Contrôleur du financement politique.

Je reconnais la coopération et l'assistance reçue des membres du Comité consultatif et des représentants de tous les partis, candidats et associations de circonscription.

Veillez croire à mes sentiments respectueux,


Paul L. Bourque, CMA/CA
Contrôleur du financement politique

SCHEDULE 1 - ANNEXE 1

SUMMARY OF STATEMENTS OF CHANGES IN FINANCIAL POSITION 01 January 2001 to 31 December 2001

SOMMAIRE DES RELEVES DES CHANGEMENTS D'ETAT FINANCIER 1er janvier 2001 au 31 décembre 2001

	PROGRESSIVE CONSERVATIVE
	<u>PROGRESSISTE- CONSERVATEUR</u>
<u>REVENUE / REVENU:</u>	
MEMBERSHIPS FEES / COTISATIONS	26,977
REGISTRATION FEES / DROITS D'INSCRIPTION	1,476
ENTRANCE FEES / DROITS D'ADMISSION	211,277
TOTAL CONTRIBUTIONS / CONTRIBUTIONS TOTALES	723,914
INVESTMENT INCOME / REVENU D'INVESTISSEMENT	7,288
TRANSFERS FROM RELATED ORGANIZATIONS / TRANSFERTS D'ORGANISMES RELIES	157,206
PROCEEDS FROM LOANS / PRODUITS D'EMPRUNTS	21,075
ANNUAL ALLOWANCE / ALLOCATION ANNUELLE	352,453
OTHER INCOME / AUTRE REVENU	<u>183,393</u>
TOTAL REVENUE / REVENU TOTAL	<u>\$1,685,059</u>
<u>EXPENDITURES / DEPENSES:</u>	
NON-ELECTION EXPENSES / DEPENSES NON-ELECTORALES	1,236,856
TRANSFERS TO RELATED ORGANIZATIONS / TRANSFERTS AUX ORGANISMES RELIES	289,389
REPAYMENT ON LOANS / REPAIEMENT D'EMPRUNTS	<u>119,226</u>
TOTAL EXPENDITURES / DEPENSES TOTALES	<u>\$1,645,471</u>
NET SURPLUS (DEFICIENCY) FOR THE PERIOD / SURPLUS (DEFICIT) NET POUR LA PERIODE	39,588
CASH IN BANK AND ON HAND AT 31 DECEMBER 2000 / ARGENT EN BANQUE ET EN CAISSE AU 31 DECEMBRE 2000	488,285
NET ACCOUNTS PAYABLE AND/OR ACCOUNTS RECEIVABLE / COMPTES A PAYER ET/OU A RECEVOIR NET	<u>27,875</u>
CASH IN BANK AND ON HAND AT 31 DECEMBER 2001 / ARGENT EN BANQUE ET EN CAISSE AU 31 DECEMBRE 2001	\$555,748
VALUE OF CONTRIBUTED PROPERTY / SERVICES / VALEUR DE BIENS / SERVICES CONTRIBUES	<u>\$4,752</u>

	NEW DEMOCRATS		
<u>LIBERAL</u>	<u>NEO- DEMOCRATES</u>	<u>COR</u>	<u>TOTAL</u>
242	150	80	27,449
4,280	0	0	5,756
21,523	28,991	175	261,966
194,530	77,076	20	995,540
46,724	177	36	54,225
104,015	17,878	105	279,204
6,130	465	0	27,670
246,371	57,891	4,711	661,426
9,003	11,740	2,020	206,156
<u>\$632,818</u>	<u>\$194,368</u>	<u>\$7,147</u>	<u>\$2,519,392</u>
621,894	139,158	10,154	2,008,062
160,575	20,411	0	470,375
6,931	23,513	0	149,670
<u>\$789,400</u>	<u>\$183,082</u>	<u>\$10,154</u>	<u>\$2,628,107</u>
-156,582	11,286	-3,007	-108,715
1,215,037	21,227	18,337	1,742,886
<u>73,060</u>	<u>-19,723</u>	<u>-2,279</u>	<u>78,933</u>
<u>\$1,131,515</u>	<u>\$12,790</u>	<u>\$13,051</u>	<u>\$1,713,104</u>
<u>\$1,424</u>	<u>\$18,909</u>	<u>\$0</u>	<u>\$25,085</u>

PROCEEDS FROM LOANS	OTHER INCOME	TOTAL RECEIPTS	NON- ELECTION EXPENSES	TRANSFERS TO RELATED ORGANIZATIONS	REPAYMENT OF LOANS	TOTAL EXPENSES	NET CASH SURPLUS (DEFICIENCY)	CASH IN BANK AND ON HAND 31 DEC. 2000	NET A/P A/R	CASH IN BANK AND ON HAND 31 DEC. 2001	VALUE OF PROPERTY/ SERVICES/ DONATED
PRODUITS D'EMPRUNTS	AUTRE REVENU	RECETTES TOTALES	DEPENSES AUTRES QUE DEPENSES ELECTORALES	TRANSFERTS AUX ORGANISMES RELIES	EMPRUNTS PAYES	DEPENSES TOTALES	SURPLUS (DEFICIT) NET D'ARGENT	ARGENT EN BANQUE ET EN CAISSE 31 DEC. 2000	C/P C/R NET	ARGENT EN BANQUE ET EN CAISSE 31 DEC. 2001	VALEUR DES BIENS/ SERVICES DONNES
0		136	10,940	4,849	0	15,789	-15,653	22,205	0	6,552	0
0	6,919	60,334	26,106	30,744	2,400	59,250	1,084	2,521	0	3,605	0
675	0	775	2,489	0	0	2,489	-1,714	1,718	0	4	0
400	0	523	207	0	0	207	316	20	0	336	0
0	0	0	25	0	0	25	-25	73	0	48	0
0	224	475	5,015	1,658	0	6,673	-6,198	6,761	500	1,063	0
10,000	8,172	42,842	6,094	27,564	9,500	43,158	-316	896	0	579	0
0	0	6,498	13,661	500	0	14,161	-7,663	24,012	0	16,349	0
0	0	3,123	7,802	0	0	7,802	-4,679	7,903	966	4,190	0
0	0	32,010	15,587	0	0	15,587	16,423	413	-194	16,642	0
0	205	7,105	4,398	0	0	4,398	2,707	1,047	0	3,754	0
0	0	366	1,587	0	0	1,587	-1,221	4,275	1300	4,354	0
0	30	2,146	1,693	488	0	2,181	-35	572	0	537	0
0	0	14,970	14,054	1,304	0	15,358	-388	2,517	936	3,065	0
0	0	1,445	2,231	515	0	2,746	-1,301	3,265	0	1,964	0
0	3,100	3,470	5,740	200	0	5,940	-2,470	8,883	-93	6,300	0
10,000	9,361	54,959	17,342	26,000	10,000	53,342	1,617	4,423	0	6,040	0
0	6,168	14,537	7,039	1,878	1,818	10,735	3,802	2,221	0	6,023	0
0	1	13,441	5,033	1,125	10,000	16,158	-2,717	5,647	0	2,930	0
0	614	17,647	13,513	375	0	13,888	3,759	7,224	-1000	9,983	0
0	0	3,141	7,977	250	0	8,227	-5,086	5,386	0	300	0
0	0	6,238	4,040	200	0	4,240	1,998	8,839	0	10,837	0
0	355	14,118	11,877	0	0	11,877	2,241	1,102	0	3,343	0
0	1,956	5,827	3,124	0	0	3,124	2,703	12,221	671	15,595	0
0	1,779	4,200	1,899	0	0	1,909	2,291	7,234	0	9,525	0
0	894	1,994	728	373	0	1,101	893	2,579	0	3,472	0
0	1,078	14,386	9,982	0	0	9,982	4,404	6,596	0	11,000	0
0	615	12,248	7,137	1	0	7,138	5,110	23,711	0	28,821	0
0	5,438	7,625	3,295	200	0	3,495	4,130	1,484	0	5,614	0
0	0	432	923	0	0	923	-491	1,099	0	608	0
0	1,434	3,094	2,269	0	0	2,269	825	3,023	960	4,808	0
0	0	11,571	6,189	348	0	6,537	5,034	8,845	-492	13,387	0
0	946	20,546	11,586	575	508	12,669	7,877	1,990	0	9,867	0
0	270	270	1,201	0	0	1,201	-931	4,087	0	3,156	0
0	598	858	1,150	244	0	1,394	-536	6,532	0	5,996	0
0	0	20,202	10,153	0	0	10,153	10,049	14,832	0	24,881	0
0	613	6,751	4,447	0	0	4,447	2,304	2,821	0	5,125	31
0	310	4,605	1,567	0	0	1,567	3,038	4,017	236	7,291	0
Rapport financier non présenté											
0	510	5,399	2,731	0	0	2,731	2,668	14,217	-182	16,703	0
0	3,829	8,968	7,233	500	0	7,733	1,235	15,050	2000	18,285	0
0	5,504	7,214	6,477	594	0	7,071	143	3,294	0	3,437	0
0	9,962	11,891	4,410	2,155	0	6,565	5,326	8,668	-24	13,970	0
0	1,221	4,828	3,861	0	0	3,861	967	3,053	0	4,020	0
0	1,409	17,053	12,418	600	0	13,018	4,035	12,560	0	16,595	0
0	55	1,058	1,156	0	0	1,156	-100	8,488	0	8,388	0
0	6,713	10,557	6,769	560	0	7,329	3,228	7,970	0	11,198	0
0	268	8,851	3,742	0	0	3,742	5,109	10,669	0	15,778	0
0	0	6,551	1,985	0	0	1,985	4,566	398	7000	11,962	0
0	705	7,549	4,568	0	0	4,568	2,981	8,527	247	11,755	0
0	0	255	867	0	0	867	-812	1,195	0	583	0
0	0	16,747	17,461	2,500	0	19,961	-3,214	14,375	0	11,161	1,800
0	435	42,395	33,740	14,711	0	48,451	-6,056	17,786	0	11,730	0
0	0	12,285	19,009	0	0	19,009	-6,724	14,700	12687	20,663	0
0	2,888	28,353	17,821	4,600	0	22,421	5,932	6,369	600	12,901	0
21,075	84,579	604,860	394,348	125,611	34,226	554,195	50,665	370,290	26,118	447,073	1,831
0	451,267	1,080,201	842,508	163,778	85,000	1,091,286	-11,085	117,995	1,757	108,667	2,921
\$21,075	\$535,846	1,685,061	\$1,236,856	\$289,389	\$119,226	1,645,471	\$39,590	\$488,285	\$27,875	\$555,750	\$4,752

SCHEDULE 2B - ANNEXE 2B

STATEMENT OF CHANGES IN FINANCIAL POSITION 01 January 2001 to 31 December 2001

LIBERAL PARTY / PARTI LIBERAL

RELEVÉ DES CHANGEMENTS D'ÉTAT FINANCIER 1er janvier 2001 au 31 décembre 2001

#	DISTRICT ASSOCIATION	MEMBERSHIP FEES	REGISTRATION FEES	ENTRANCE FEES	TOTAL CONTRIBUTION REVENUES	INVESTMENT INCOME	TRANSFERS IN FROM RELATED ORGANIZATIONS	TRANSFERS IN FROM PREVIOUSLY HELD FUNDS
#	ASSOCIATION DE CIRCONSCRIPTION	COTISATIONS	DROITS D'INSCRIPTION	DROITS D'ADMISSION	REVENUS TOTAL DE CONTRIBUTIONS	REVENU GAGNE	TRANSFERTS RECUS D'AUTRES ORGANISMES	TRANSFERTS RECUS DES FONDS ET ACTIFS ANTERIEURS
01	RESTIGOUCHE WEST/-OUEST	0	0	0	0	0	0	0
02	CAMPBELLTON	0	0	0	0	167	19,242	0
03	DALHOUSIE-RESTIGOUCHE EAST/-EST	0	0	0	0	0	0	0
04	NIGADOO-CHALEUR	0	0	0	0	0	400	0
05	BATHURST	0	0	0	0	0	50	0
06	NEPISIGUIT	0	0	0	0	0	0	0
07	CARAQUET	0	0	0	0	0	23,954	0
08	LAMEQUE-SHIPPIGAN-MISCOU	0	0	0	0	150	0	0
09	CENTRE-PENINSULE	0	0	0	0	0	0	0
10	TRACADIE-SHEILA	0	0	0	0	0	0	0
11	MIRAMICHI BAY / BAIE-DE-MIRAMICHI	0	50	0	0	150	0	0
12	MIRAMICHI-BAY/BAIE-DU-VIN	0	0	0	0	49	5,053	0
13	MIRAMICHI CENTRE	0	0	0	0	2	0	0
14	SOUTHWEST MIRAMICHI-SUD-OUEST	0	0	0	0	1	0	0
15	ROGERSVILLE-KOUCHIBOUGUAC	0	0	0	0	1	0	0
16	KENT	0	0	0	0	0	2,123	0
17	KENT SOUTH-SUD	0	0	0	0	133	18,084	0
18	SHEDIAC-CAP-PELE	0	0	8,693	0	0	9,180	0
19	TANTRAMAR	0	0	0	0	0	775	0
20	DIEPPE-MEMRAMCOOK	0	0	0	0	0	0	0
21	MONCTON EAST/-EST	0	75	0	0	0	0	0
22	MONCTON SOUTH-SUD	0	0	0	0	592	125	0
23	MONCTON NORTH/-NORD	51	0	0	0	316	0	0
24	MONCTON CRESCENT	0	0	0	0	7	11,764	0
25	PETITCODIAC	0	0	0	0	0	0	0
26	RIVERVIEW	0	0	0	0	533	0	0
27	ALBERT	0	0	1,366	0	294	463	0
28	KINGS EAST/-EST	125	15	3,799	0	3	1,153	0
29	HAMPTON-BELLEISLE	0	0	0	0	0	233	0
30	KENNEBECASIS	0	0	0	0	0	6,642	0
31	SAINT JOHN-FUNDY	0	0	0	0	0	0	0
32	SAINT JOHN-KINGS	0	0	0	0	0	50	0
33	SAINT JOHN CHAMPLAIN	0	0	0	0	718	0	0
34	SAINT JOHN HARBOUR	0	0	0	0	0	0	0
35	SAINT JOHN PORTLAND	0	0	0	0	0	0	0
36	SAINT JOHN LANCASTER	0	0	0	0	393	125	0
37	GRAND BAY-WESTFIELD	0	0	0	0	1	0	0
38	CHARLOTTE	0	0	0	0	0	250	0
39	FUNDY ISLES / ILES-DE-FUNDY	0	0	0	0	2	250	0
40	WESTERN CHARLOTTE-OUEST	0	0	0	0	463	250	0
41	OROMOCTO-GAGETOWN	0	0	1,041	0	0	0	0
42	GRAND LAKE	0	0	1,924	0	0	1,496	0
43	FREDERICTON NORTH/-NORD	0	0	0	0	215	1,000	0
44	FREDERICTON-FORT NASHWAAK	0	0	0	0	0	83	0
45	FREDERICTON SOUTH-SUD	66	0	0	0	681	118	0
46	NEW MARYLAND	0	0	2,825	0	0	697	0
47	YORK	0	0	0	0	0	150	0
48	MACTAQUAC	0	0	0	0	165	105	0
49	WOODSTOCK	0	0	0	0	0	0	0
50	CARLETON	0	0	0	0	0	0	0
51	VICTORIA-TOBIQUE	0	0	0	0	2	0	0
52	GRAND FALLS REGION GRAND-SAULT	0	0	0	0	181	0	0
53	MADAWASKA-LA-VALLEE	0	0	0	0	0	200	0
54	EDMUNDSTON	0	0	0	0	0	10	0
55	MADAWASKA-LES-LACS	0	0	0	0	0	0	0
TOTAL		242	140	19,848	0	5,219	104,015	0
PARTY / PARTI		0	4,140	1,875	194,530	41,505	0	0
TOTAL		\$242	\$4,280	21,523	\$194,530	\$46,724	\$104,015	\$0

PROCEEDS FROM LOANS	OTHER INCOME	TOTAL RECEIPTS	NON-ELECTION EXPENSES	TRANSFERS TO RELATED ORGANIZATIONS	REPAYMENT OF LOANS	TOTAL EXPENSES	NET CASH SURPLUS (DEFICIENCY)	CASH IN BANK AND ON HAND 31 DEC. 2000	NET A/P A/R	CASH IN BANK AND ON HAND 31 DEC. 2001	VALUE OF PROPERTY/ SERVICES DONATED
PRODUITS D'EMPRUNTS	AUTRE REVENU	RECETTES TOTALES	DEPENSES AUTRES QUE ELECTORALES	TRANSFERTS AUX ORGANISMES RELIES	EMPRUNTS PAYES	DEPENSES TOTALES	SURPLUS (DEFICIT) NET D'ARGENT	ARGENT EN BANQUE ET EN CAISSE 31 DEC. 2000	C/P C/R NET	ARGENT EN BANQUE ET EN CAISSE 31 DEC. 2001	VALEUR DES BIENS/ SERVICES DONNES
0	0	0	275	0	0	275	-275	749	0	474	0
5,000	695	25,104	1,945	20,000	5,000	26,945	-1,841	9,701	0	7,860	0
0	0	0	473	0	0	473	-473	2,485	0	2,012	0
0	0	400	948	0	0	948	-548	1,609	-19	1,042	0
0	0	50	1,809	0	0	1,809	-1,759	7,693	-253	5,881	0
0	0	0	460	0	0	460	-460	959	0	499	0
1,115	0	25,069	3,098	14,150	1,464	18,712	6,357	21	252	6,630	0
0	0	150	381	0	0	381	-231	10,989	4	10,762	0
0	0	0	17	0	0	17	-17	739	0	722	0
0	12	12	159	0	0	159	-147	231	0	84	0
0	0	200	673	0	0	673	-473	3,091	145	2,763	0
0	218	5,330	4,649	0	0	4,649	681	17,670	423	18,774	0
0	0	2	1,208	0	0	1,208	-1,206	5,259	52	4,105	0
0	0	1	749	0	0	749	-748	1,746	0	998	0
0	0	1	437	0	0	437	-436	2,373	0	1,937	0
0	0	2,123	2,945	0	0	2,945	-822	811	0	-11	0
0	1,221	19,438	4,149	21,350	0	25,499	-6,061	18,769	640	13,348	0
0	0	17,873	10,458	0	0	10,458	7,415	2,882	0	10,297	0
0	0	775	1,425	0	258	1,683	-908	2,905	-74	1,923	0
0	0	0	12	0	0	12	-12	4,569	0	4,557	0
0	25	100	663	0	0	663	-563	5,256	-1233	3,460	0
0	0	717	1,239	0	0	1,239	-522	15,330	46	14,854	0
0	453	820	1,552	0	0	1,552	-732	6,686	0	5,954	0
0	0	11,771	521	0	0	521	11,250	-9,716	0	1,534	0
0	0	0	68	0	0	68	-68	4,040	0	3,972	0
0	0	533	1,178	0	0	1,178	-645	11,456	97	10,908	0
0	124	2,247	3,155	0	0	3,155	-908	7,287	-225	6,154	0
0	42	5,137	4,113	46	0	4,159	978	1,287	0	2,245	0
0	24	257	488	0	0	488	-231	394	88	251	0
0	0	6,842	394	0	0	394	6,248	4,801	146	11,195	0
0	0	0	25	0	0	25	-25	724	0	699	0
0	0	50	405	0	0	405	-355	2,052	0	1,697	0
0	0	718	1,905	0	0	1,905	-1,187	15,862	58	14,733	0
0	0	0	134	0	0	134	-134	780	0	646	0
0	0	0	3,359	0	0	3,359	-3,359	11,897	0	8,538	0
0	0	518	955	0	0	955	-437	10,328	380	10,251	0
0	0	1	120	0	0	120	-119	661	0	542	0
0	0	250	1,100	0	0	1,100	-850	8,500	350	8,000	0
0	0	252	602	0	0	602	-350	6,317	0	5,967	0
0	195	908	949	0	0	949	-41	10,236	4	10,199	0
0	1,601	2,642	2,849	0	0	2,849	-207	2,796	87	2,676	0
0	0	3,420	3,499	0	0	3,499	-79	4,108	0	4,029	0
0	0	1,215	1,621	0	0	1,621	-406	7,606	0	7,200	0
0	0	63	1,060	0	0	1,060	-997	19,630	0	18,633	0
0	2,388	3,253	4,391	0	0	4,391	-1,138	13,993	0	12,855	0
0	0	3,522	4,179	0	0	4,179	-657	7,955	0	7,298	0
0	748	898	322	0	0	322	576	3,582	0	4,138	0
0	1,169	1,439	2,162	0	0	2,162	-723	5,448	0	4,725	0
0	76	76	4,407	0	0	4,407	-4,331	5,951	0	1,620	0
0	0	0	608	0	0	608	-608	2,860	0	2,252	0
0	0	2	950	0	0	950	-948	1,824	0	876	0
0	0	181	3,005	0	0	3,005	-2,824	7,559	0	4,735	0
15	12	227	17	0	209	226	1	-2	0	-1	0
0	0	10	724	0	0	724	-714	1,266	0	552	0
0	0	0	98	0	0	98	-98	1,918	0	1,820	0
6,130	9,003	144,397	89,087	55,546	6,931	151,564	-7,167	295,883	-24,229	264,487	0
0	246,371	488,421	532,807	105,029	0	637,836	-149,415	919,154	97,289	867,028	1,424
\$6,130	\$255,374	\$632,818	\$621,894	\$160,575	\$6,931	\$789,400	-\$156,582	\$1,215,037	\$73,080	1,131,515	\$1,424

SCHEDULE 2C - ANNEXE 2C

STATEMENT OF CHANGES IN FINANCIAL POSITION 01 January 2001 to 31 December 2001

NEW DEMOCRATIC PARTY / PARTI NEO-DEMOCRATE

RELEVÉ DES CHANGEMENTS D'ÉTAT FINANCIER 1er janvier 2001 au 31 décembre 2001

#	DISTRICT ASSOCIATION	MEMBERSHIPS	REGISTRATION FEES	ENTRANCE FEES	TOTAL CONTRIBUTIONS	INVESTMENT INCOME	TRANSFERS IN FROM RELATED ORGANIZATIONS	TRANSFERS IN FROM PREVIOUSLY HELD FUNDS
#	ASSOCIATION DE CIRCONSCRIPTION	COTISATIONS	DROITS D'INSCRIPTION	DROITS D'ADMISSION	CONTRIBUTIONS TOTALES	REVENU GAGNE	TRANSFERTS RECUS D'AUTRES ORGANISMES	TRANSFERTS RECUS DES FONDS ET ACTIFS ANTERIEURS
01	RESTIGOUCHE WEST/-OUEST				No Registered District Association			
02	CAMPBELLTON				No Registered District Association			
03	DALHOUSIE-RESTIGOUCHE EAST/EST	0	0	0	0	0	0	0
04	NIGADOO-CHALEUR	0	0	0	0	0	0	0
05	BATHURST				No Registered District Association			
06	NEPISIGUIT				No Registered District Association			
07	CARAQUET	0	0	0	0	0	650	0
08	LAMEQUE-SHIPPIGAN-MISCOU				No Registered District Association			
09	CENTRE-PENINSULE				No Registered District Association			
10	TRACADIE-SHEILA				Financial Return Not Submitted			
11	MIRAMICHI BAY / BAIE-DE-MIRAMICHI				No Registered District Association			
12	MIRAMICHI-BAY/BAIE-DU-VIN	0	0	0	0	0	0	0
13	MIRAMICHI CENTRE				No Registered District Association			
14	SOUTHWEST MIRAMICHI				No Registered District Association			
15	ROGERSVILLE-KOUCHIBOUGUAC				No Registered District Association			
16	KENT				No Registered District Association			
17	KENT SOUTH/-SUD				No Registered District Association			
18	SHEDIAC-CAP-PELE				No Registered District Association			
19	TANTRAMAR	150	0	0	0	156	0	0
20	DIEPPE-MEMRAMCOOK	0	0	0	0	2	0	0
21	MONCTON EAST/EST	0	0	0	0	5	0	0
22	MONCTON SOUTH/-SUD				No Registered District Association			
23	MONCTON NORTH/-NORD	0	0	0	0	0	0	0
24	MONCTON CRESCENT				No Registered District Association			
25	PETITCODIAC				No Registered District Association			
26	RIVERVIEW	0	0	0	0	0	0	0
27	ALBERT				No Registered District Association			
28	KINGS EAST/-EST				No Registered District Association			
29	HAMPTON-BELLEISLE	0	0	0	0	0	0	0
30	KENNEBECASIS	0	0	0	0	0	0	0
31	SAINT JOHN-FUNDY				No Registered District Association			
32	SAINT JOHN-KINGS				No Registered District Association			
33	SAINT JOHN CHAMPLAIN	0	0	0	0	0	0	0
34	SAINT JOHN HARBOUR	0	0	0	0	0	0	0
35	SAINT JOHN PORTLAND	0	0	0	0	0	1,264	0
36	SAINT JOHN LANCASTER	0	0	0	0	0	1,264	0
37	GRAND BAY-WESTFIELD				No Registered District Association			
38	CHARLOTTE				No Registered District Association			
39	FUNDY ISLES / ILES-DE-FUNDY	0	0	0	0	0	0	0
40	WESTERN CHARLOTTE-OUEST	0	0	0	0	0	0	0
41	OROMCTO-GAGETOWN	0	0	0	0	0	0	0
42	GRAND LAKE				No Registered District Association			
43	FREDERICTON NORTH/-NORD	0	0	0	0	13	0	0
44	FREDERICTON-FORT NASHWAAK	0	0	0	0	0	0	0
45	FREDERICTON SOUTH/-SUD	0	0	0	0	1	0	0
46	NEW MARYLAND				No Registered District Association			
47	YORK	0	0	0	0	0	0	0
48	MACTAQUAC	0	0	0	0	0	0	0
49	WOODSTOCK	0	0	0	0	0	0	0
50	CARLETON				No Registered District Association			
51	VICTORIA-TOBIQUE				No Registered District Association			
52	GRAND FALLS REGION GRAND-SAULT				No Registered District Association			
53	MADAWASKA-LA-VALLEE				No Registered District Association			
54	EDMUNDSTON	0	0	0	0	0	0	0
55	MADAWASKA-LES-LACS				No Registered District Association			
TOTAL		150	0	0	0	177	3,178	0
PARTY / PARTI		0	0	28,991	77,076	0	14,700	0
TOTAL		\$150	\$0	\$28,991	\$77,076	\$177	\$17,878	\$0

PROCEEDS FROM LOANS	OTHER INCOME	TOTAL RECEIPTS	NON-ELECTION EXPENSES	TRANSFERS TO RELATED ORGANIZATIONS	REPAYMENT OF LOANS	TOTAL EXPENSES	NET CASH SURPLUS (DEFICIENCY)	CASH IN BANK AND ON HAND 31 DEC. 2000	NET A/P A/R	CASH IN BANK AND ON HAND 31 DEC. 2001	VALUE OF PROPERTY/ SERVICES DONATED
PRODUITS D'EMPRUNTS	AUTRE REVENU	RECETTES TOTALES	DEPENSES AUTRES QUE DEPENSES ELECTORALES	TRANSFERTS AUX ORGANISMES RELIES	EMPRUNTS PAYES	DEPENSES TOTALES	SURPLUS (DEFICIT) NET D'ARGENT	ARGENT EN BANQUE ET EN CAISSE 31 DEC. 2000	C/P C/R NET	ARGENT EN BANQUE ET EN CAISSE 31 DEC. 2001	VALEUR DES BIENS/ SERVICES DONNES
				Sans association de circonscription enregistrée							
				Sans association de circonscription enregistrée							
0	0	0	24	0	0	24	-24	192	0	168	0
0	25	25	0	5,005	0	5,005	-4,980	4,980	0	0	0
				Sans association de circonscription enregistrée							
				Sans association de circonscription enregistrée							
0	6	656	100	605	0	705	-49	49	0	0	0
				Sans association de circonscription enregistrée							
				Sans association de circonscription enregistrée							
				Rapport financier non présenté							
				Sans association de circonscription enregistrée							
0	0	0	0	0	0	0	0	1	0	1	0
				Sans association de circonscription enregistrée							
				Sans association de circonscription enregistrée							
				Sans association de circonscription enregistrée							
				Sans association de circonscription enregistrée							
				Sans association de circonscription enregistrée							
0	491	797	374	150	0	524	273	4,502	0	4,775	0
0	0	2	0	0	0	0	2	349	0	351	0
0	1,419	1,424	416	0	0	416	1,008	0	0	1,008	0
				Sans association de circonscription enregistrée							
0	0	0	48	0	0	48	-48	106	0	58	0
				Sans association de circonscription enregistrée							
				Sans association de circonscription enregistrée							
465	0	465	477	0	0	477	-12	112	0	100	0
				Sans association de circonscription enregistrée							
				Sans association de circonscription enregistrée							
0	0	0	0	0	0	0	0	0	0	0	0
0	0	0	0	0	0	0	0	0	0	0	0
				Sans association de circonscription enregistrée							
				Sans association de circonscription enregistrée							
0	0	0	0	0	0	0	0	0	0	0	0
0	0	0	0	0	0	0	0	4,347	0	4,347	0
0	3,944	5,208	206	3,917	0	4,123	1,085	10	0	1,095	0
0	1,803	3,067	1,418	387	0	1,805	1,262	1,327	0	2,589	0
				Sans association de circonscription enregistrée							
				Sans association de circonscription enregistrée							
0	0	0	0	0	0	0	0	0	0	0	0
0	0	0	0	0	0	0	0	0	0	0	0
0	0	0	0	0	0	0	0	0	0	0	0
				Sans association de circonscription enregistrée							
0	0	13	0	0	0	0	13	280	0	293	0
0	0	0	0	0	0	0	0	137	0	137	0
0	52	53	0	0	0	0	53	258	0	311	0
				Sans association de circonscription enregistrée							
0	0	0	0	0	0	0	0	0	0	0	0
0	0	0	0	0	0	0	0	10	0	10	0
0	0	0	3	0	0	3	-3	82	0	79	0
				Sans association de circonscription enregistrée							
				Sans association de circonscription enregistrée							
				Sans association de circonscription enregistrée							
				Sans association de circonscription enregistrée							
0	0	0	0	257	0	257	-257	257	0	0	0
				Sans association de circonscription enregistrée							
465	7,740	11,710	3,066	10,321	0	13,387	-1,877	16,999	0	15,322	0
0	61,891	182,658	136,092	10,090	23,513	169,695	12,983	4,228	-19,723	-2,532	18,909
465	69,631	194,368	139,158	20,411	23,513	183,082	11,286	21,227	-19,723	12,790	18,909

SCHEDULE 2D - ANNEXE 2D

STATEMENT OF CHANGES IN FINANCIAL POSITION 01 January 2001 to 31 December 2001

COR PARTY / PARTI COR

RELEVÉ DES CHANGEMENTS D'ÉTAT FINANCIER 1er janvier 2001 au 31 décembre 2001

#	DISTRICT ASSOCIATION	MEMBERSHIP FEES	REGISTRATION FEES	ENTRANCE FEES	TOTAL CONTRIBUTIONS	INVESTMENT INCOME	TRANSFERS IN FROM RELATED ORGANIZATIONS	TRANSFERS IN FROM PREVIOUSLY HELD FUNDS
#	- ASSOCIATION DE CIRCONSCRIPTION	COTISATIONS	DROITS D'INSCRIPTION	DROITS D'ADMISSION	CONTRIBUTIONS TOTALES	REVENU GAGNE	TRANSFERTS RECUS D'AUTRES ORGANISMES	TRANSFERTS RECUS DES FONDS ET ACTIFS ANTERIEURS
01	RESTIGOUCHE WEST/-OUEST				No Registered District Association			
02	CAMPBELLTON				No Registered District Association			
03	DALHOUSIE-RESTIGOUCHE EAST/-EST				No Registered District Association			
04	NIGADOO-CHALEUR				No Registered District Association			
05	BATHURST				No Registered District Association			
06	NEPISIGUIT				No Registered District Association			
07	CARAQUET				No Registered District Association			
08	LAMEQUE-SHIPPIGAN-MISCOU				No Registered District Association			
09	CENTRE-PENINSULE				No Registered District Association			
10	TRACADIE-SHEILA				No Registered District Association			
11	MIRAMICHI BAY / BAIE-DE-MIRAMICHI				No Registered District Association			
12	MIRAMICHI-BAY/BAIE-DU-VIN				No Registered District Association			
13	MIRAMICHI CENTRE				No Registered District Association			
14	SOUTHWEST MIRAMICHI				No Registered District Association			
15	ROGERSVILLE-KOUCHIBOUGUAC				No Registered District Association			
16	KENT				Financial Return Not Submitted			
17	KENT SOUTH/-SUD				No Registered District Association			
18	SHEDIAC-CAP-PELE				No Registered District Association			
19	TANTRAMAR				No Registered District Association			
20	DIEPPE-MEMRAMCOOK				No Registered District Association			
21	MONCTON EAST/-EST				Financial Return Not Submitted			
22	MONCTON SOUTH/-SUD				Financial Return Not Submitted			
23	MONCTON NORTH / NORD				No Registered District Association			
24	MONCTON CRESCENT				No Registered District Association			
25	PETITCODIAC	0	0	0	0	0	0	0
26	RIVERVIEW				No Registered District Association			
27	ALBERT				Financial Return Not Submitted			
28	KINGS EAST/-EST				No Registered District Association			
29	HAMPTON-BELLEISLE				No Registered District Association			
30	KENNEBECASIS				No Registered District Association			
31	SAINT JOHN-FUNDY				No Registered District Association			
32	SAINT JOHN KINGS				Financial Return Not Submitted			
33	SAINT JOHN CHAMPLAIN	0	0	0	0	0	0	0
34	SAINT JOHN HARBOUR				Financial Return Not Submitted			
35	SAINT JOHN PORTLAND				No Registered District Association			
36	SAINT JOHN LANCASTER				No Registered District Association			
37	GRAND BAY-WESTFIELD	0	0	0	0	0	0	0
38	CHARLOTTE				No Registered District Association			
39	FUNDY ISLES / ILES-DE-FUNDY				No Registered District Association			
40	WESTERN CHARLOTTE-OUEST				No Registered District Association			
41	OROMOCTO-GAGETOWN				Financial Return Not Submitted			
42	GRAND LAKE	0	0	0	0	0	0	0
43	FREDERICTON NORTH/-NORD	0	0	0	0	36	0	0
44	FREDERICTON-FORT NASHWAAK				No Registered District Association			
45	FREDERICTON SOUTH/-SUD				No Registered District Association			
46	NEW MARYLAND				Financial Return Not Submitted			
47	YORK				Financial Return Not Submitted			
48	MACTAQUAC	0	0	0	0	0	0	0
49	WOODSTOCK				No Registered District Association			
50	CARLETON				No Registered District Association			
51	VICTORIA-TOBIQUE				No Registered District Association			
52	GRAND FALLS REGION DE GRAND-SAULT				No Registered District Association			
53	MADAWASKA-LA-VALLEE				No Registered District Association			
54	EDMUNDSTON				No Registered District Association			
55	MADAWASKA-LES-LACS				No Registered District Association			
TOTAL		0	0	0	0	36	0	0
PARTY / PARTI		80	0	175	20	0	105	0
TOTAL		\$80	\$0	\$175	\$20	\$36	\$105	\$0

SCHEDULE 3 - ANNEXE 3

**SUMMARY OF CONTRIBUTIONS
PARTIES AND DISTRICT ASSOCIATIONS
01 January 2001 to 31 December 2001**

**RELEVÉ DES CONTRIBUTIONS
LES PARTIS ET LES ASSOCIATIONS DE CIRCONSCRIPTIONS
1er janvier 2001 au 31 décembre 2001**

CONTRIBUTOR CATEGORY	P.C.		N.D.P.		
CATEGORIE DE DONATEUR	P.-C.	LIBERAL	N.-P.-D.	COR	TOTAL
INDIVIDUAL \$100 OR LESS / INDIVIDU 100 \$ OU MOINS	\$ 68,742	\$ 36,107	\$ 32,514	\$ 20	\$ 137,383
INDIVIDUAL MORE THAN \$100 / INDIVIDU EXCEDANT 100 \$	\$ 164,438	\$ 53,128	\$ 41,358	\$ 0	\$ 258,924
CORPORATION	\$ 490,560	\$ 105,295	\$ 1,325	\$ 0	\$ 597,180
TRADE UNION / SYNDICAT	\$ 176	\$ 0	\$ 1,879	\$ 0	\$ 2,055
PROPERTY AND SERVICES / BIENS ET SERVICES	\$ 4,752	\$ 1,424	\$ 18,909	\$ 0	\$ 25,085
TOTAL	\$728,668	\$ 195,954	\$ 95,985	\$ 20	\$ 1,020,627

SCHEDULE 4 - ANNEXE 4

PAYMENTS TO REGISTERED POLITICAL PARTIES AND CANDIDATES 01 January 2001 to 31 December 2001

VERSEMENTS AUX PARTIS POLITIQUES ET CANDIDATS ENREGISTRÉS 1er janvier 2001 au 31 décembre 2001

PARTY	ANNUAL ALLOWANCE	AUDIT FEE REIMBURSEMENT	ELECTION EXPENSE REIMBURSEMENT CANDIDATE	TOTAL
PARTI	ALLOCATION ANNUELLE	REMBOURSEMENT DE FRAIS DE VERIFICATION	REMBOURSEMENT DE DÉPENSES ÉLECTORALES CANDIDAT	TOTAL
P.C. / P.-C.	\$ 350,452	\$ 2,000	\$ 24,452	\$ 376,904
LIBERAL	\$ 246,369	\$ 2,000	\$ 24,452	\$ 272,821
N.D.P. / N.-P.-D.	\$ 57,890	\$ 4,000	\$ 0	\$ 61,890
COR	\$ 4,713	\$ 2,000	n/a	\$ 6,713
TOTAL	\$ 659,424	\$ 10,000	\$ 48,904	\$ 718,328

SCHEDULE 5 - ANNEXE 5

SUMMARY OF PREVIOUSLY HELD FUNDS

RELEVÉ DES FONDS ET ACTIFS ANTÉRIEURS

	AS AT	/ AU	
PARTY	13 SEPTEMBER 1978		31 DECEMBER 2001
PARTI	13 SEPTEMBRE 1978		31 DECEMBRE 2001
LIBERAL	\$ 438,765		\$ 112,399
P.C. / P.-C.	\$ 215,675		\$ 8,000
N.D.P. / N.-P.-D.	\$ 7,141		\$ 0

SCHEDULE 6 - ANNEXE 6

SUMMARY OF ELECTION EXPENDITURES IN BY-ELECTIONS CANDIDATES AND PARTIES

01 January 2001 to 31 December 2001

SOMMAIRE DE DEPENSES ELECTORALES DANS LES ELECTIONS PARTIELLES CANDIDATS ET PARTIS

1er janvier 2001 au 31 décembre 2001

ELECTORAL DISTRICT	PARTY	CANDIDATE	CAMPAIGN ADVERTISING	OFFICE EXPENSES	TRAVEL LODGING MEALS	RALLIES & MEETINGS	SALARIES ETC.
CIRCONSCRIPTION # ELECTORALE	PARTI	CANDIDAT	ANNONCES ELECTORALES	DEPENSES DE BUREAU	VOYAGE LOGEMENT ET REPAS	CONGRES ET REUNIONS	SALAIRES ETC.
02 CAMPBELLTON Date of By-election 5 February 2001 Date de l'élection partielle 5 février 2001	P.C. / P.-C.						
	Party / Parti	n/a	1,875	55	5,157	0	0
	Candidate / Candidat	Jean Dubé	14,809	3,072	0	200	750
	Total		\$16,684	\$3,127	\$5,157	\$200	\$750
	LIBERAL/LIBERALE						
	Party / Parti	n/a	502	13	3,751	0	0
	Candidate / Candidat	Arnold Firlotte	10,419	1,507	2,857	441	400
	Total		\$10,921	\$1,520	\$6,608	\$441	\$400
	N.D.P. /N.-P.-D.						
	Party / Parti	n/a	0	0	0	0	0
	Candidate / Candidat	Claude Albert	934	0	0	115	0
	Total		\$934	\$0	\$0	\$115	\$0
07 CARAQUET Date of By-election 5 February 2001 Date de l'élection partielle 5 février 2001	P.C. / P.-C.						
	Party / Parti	n/a	2,377	55	4,449	0	0
	Candidate / Candidat	Gaston Moore	14,286	5,792	664	775	600
	Total		\$16,663	\$5,847	\$5,113	\$775	\$600
	LIBERAL/LIBERALE						
	Party / Parti	n/a	0	0	1,391	0	0
	Candidate / Candidat	Roberta Dugas	11,162	2,241	1,220	3,475	0
	Total		\$11,162	\$2,241	\$2,611	\$3,475	\$0
	N.D.P. /N.-P.-D.						
	Party / Parti	n/a	0	0	0	0	0
	Candidate / Candidat	Gérard Béland	442	0	65	0	0
	Total		\$442	\$0	\$65	\$0	\$0
17 KENT SOUTH-SUD Date of By-election 23 April 2001 Date de l'élection partielle 23 avril 2001	P.C. / P.-C.						
	Party / Parti	n/a	679	0	1,283	0	1,000
	Candidate / Candidat	Claude Williams	14,233	3,881	1,059	582	2,000
	Total		\$14,912	\$3,881	\$2,342	\$582	\$3,000
	LIBERAL/LIBERALE						
	Party / Parti	n/a	370	55	2,447	0	0
	Candidate / Candidat	Lucille Riedle	14,751	2,176	304	862	0
	Total		\$15,121	\$2,231	\$2,751	\$862	\$0
	N.D.P. /N.-P.-D.						
	Party / Parti	n/a	558	616	378	0	2,195
	Candidate / Candidat	Marguerite Girouard	1,427	0	0	0	0
	Total		\$1,985	\$616	\$378	\$0	\$2,195

CANDIDATE'S PERSONAL EXPENSES	NOMINATING CONVENTION EXPENSES	ELECTION DAY EXPENSES	INTEREST	OTHER	CONTESTED CLAIMS	TOTAL AMOUNT SPENT	AMOUNT SPENT PER VOTER	SPENDING LIMIT	LIMIT OVER (UNDER) ACTUAL	ELECTION EXPENSE REIMBURSEMENT	PRELIMINARY ENUMERATION
DEPENSES PERSONNELLES DU CANDIDAT	DEPENSES DE CONGRES	DEPENSES DU JOUR DU SCRUTIN	INTERET	AUTRES	DEPENSES CONTESTEES	MONTANT TOTAL DEPENSE	MONTANT DEPENSE PAR ELECTEUR	LIMITE DE DEPENSES	DIFFERENCE ENTRE LIMITE DE DEPENSES ET DEPENSES REELLES	REMBOURSEMENT DES DEPENSES ELECTORALES	ENUMERATION PRELIMAIRE
n/a	n/a	n/a	0	2,981	0	10,068	\$1.30	10,220	-152	n/a	7,774
0	0	1,550	0	364	0	20,745	\$2.67	22,700	-1,955	6,918.86	7,774
\$0	\$0	\$1,550	\$0	\$3,345	\$0	\$30,813		\$32,920	-\$2,107	6,918.86	
n/a	n/a	n/a	0	0	0	4,266	\$0.55	10,220	-5,954	n/a	7,774
0	0	2,480	0	0	0	18,104	\$2.33	22,700	-4,596	6,918.86	7,774
\$0	\$0	\$2,480	\$0	\$0	\$0	\$22,370		\$32,920	-\$10,550	\$6,918.86	
n/a	n/a	n/a	0	0	0	0	\$0.00	10,220	-10,220	n/a	7,774
0	0	0	7	0	0	1,056	\$0.14	22,700	-21,644	0.00	7,774
\$0	\$0	\$0	\$7	\$0	\$0	\$1,056		\$32,920	-\$31,864	\$0.00	
n/a	n/a	n/a	0	2,981	0	9,862	\$1.07	10,220	-358	n/a	9,182
0	0	4,455	0	0	0	26,572	\$2.89	26,811	-239	8,171.98	9,182
\$0	\$0	\$4,455	\$0	\$2,981	\$0	\$36,434		\$37,031	-\$597	\$8,171.98	
n/a	n/a	n/a	0	0	0	1,391	\$0.15	10,220	-8,829	n/a	9,182
0	0	3,700	70	0	0	21,888	\$2.38	26,811	-4,943	8,171.98	9,182
\$0	\$0	\$3,700	\$70	\$0	\$0	\$23,259		\$37,031	-\$13,772	\$8,171.98	
n/a	n/a	n/a	0	0	0	0	\$0.00	10,220	-10,220	n/a	9,182
0	0	0	0	21	0	528	\$0.06	26,811	-26,283	0.00	9,182
\$0	\$0	\$0	\$0	\$21	\$0	\$528		\$37,031	-\$36,503	\$0.00	
n/a	n/a	n/a	0	0	0	2,962	\$0.28	10,220	-7,258	n/a	10,518
0	0	3,870	0	12	0	25,637	\$2.44	30,713	-5,076	9,361.00	10,518
\$0	\$0	\$3,870	\$0	\$12	\$0	\$28,599		\$40,933	-\$12,334	9,361.00	
n/a	n/a	n/a	0	0	0	2,872	\$0.27	10,220	-7,348	n/a	10,518
0	0	2,400	0	0	0	20,493	\$1.95	30,713	-10,220	9,361.00	10,518
\$0	\$0	\$2,400	\$0	\$0	\$0	\$23,365		\$40,933	-\$17,568	\$9,361.00	
n/a	n/a	n/a	0	0	0	3,747	\$0.36	10,220	-6,473	n/a	10,518
0	0	97	58	0	0	1,582	\$0.15	30,713	-29,131	0.00	10,518
\$0	\$0	\$97	\$58	\$0	\$0	\$5,329		\$40,933	-\$35,604	\$0.00	

TRIBUTE

The Supervisor of Political Financing, Sam Field, died October 23, 2002. On November 19, 2002, Her Honour Marilyn Trenholm Counsell noted his passing:

Sam Field held the position of Supervisor of Political Financing since it was created in 1978. He brought justice and fairness to the position and set the standard of unbiased supervision of the rules of political financing in our province.

Mr. Field served as Supervisor under five different administrations.

He was trained as a chartered accountant and worked in the business world before joining the Community Improvement Corporation which later became the Regional Development Corporation. From 1970 until his retirement in 1994, he held several offices with Atlas Construction Maritimes, Ltd.

He also served his community through a variety of organizations over the years.

- extract from Legislative Activities, Legislative Assembly of New Brunswick, 2002

HOMMAGE

Le contrôleur du financement politique, Sam Field, est décédé le 23 octobre 2002. Le 19 novembre 2002, S.H. Marilyn Trenholme Counsell a souligné son décès :

Sam Field a occupé le poste de contrôleur du financement politique depuis que celui-ci a été créé en 1978. Il a apporté justice et équité au poste et il a établi la norme de supervision impartiale pour les règlements du financement politique de la province.
[Traduction.]

M. Field a occupé le poste de contrôleur sous cinq différents gouvernements.

M. Field a reçu une formation de comptable agréé et il a travaillé dans le monde des affaires avant de se joindre à la Société d'aménagement régional. De 1970 jusqu'à sa retraite en 1994, il a occupé plusieurs postes chez Atlas Construction Maritimes Limited.

Il a aussi servi sa communauté par l'intermédiaire de divers organismes au fil des ans.

- extrait de Activités législatives, Assemblée législative du Nouveau-Brunswick, 2002